

INT A-D		INT E-K		SACK		KO	KR	RETURNER	Punt	PR
A.Jones	1-12	R.Goetz	1-10	Lindstrom	1-6			T. Woods	1-20	8
A.Greene	13-16	E.Naposki	11-16	White	7-12	1-14	23	D. Norman		
C.Fryar	17-19	B.Quast	17-20	Naposki	13-14	15-17	13	P. Palmer		
G.Cobb	20			Clark	15-16	18-19	20	Tim Frager		
				Goetz	17-18	20	20	G. Cobb		
				Reese	19	20	13	J. Mickles		
				Ruth	20					

A [RCB]
2/0+ 23 Adrian Jones

B [FS]
1/0+ 25 Travis Curtis

C [SS]
1/0+ 27 Glen Cobb

D [LCB]
2/0+ 21 Anthony Greene
1/0 29 Charles Fryar

H [ROLB]
1/1+ 91 Eric Naposki

E [RILB]
1/1+ 55 Brad Quast


F [LILB]
1/2 56 Ron Goetz

G [LOLB]
2/1+ 50 Eric Lindstrom

I [RDE]
0/1+ 61 Steve Alvord
0/1 75 Bruce Clark

J [NT]
1/1+ 92 Jerry Reese

K [LDE]
1/1+ 96 Brent White

1992 Barcelona Dragons		3-4 Defense	Season	Offense	Defense	
Head Coach: Jack Bicknell		-3 Playcall Against	Scoring	10.4	16.1	
5-5 1st Place European Division		1 Back Offense	Rushing	65	88.7	
Lost in Semifinals		-4 Playcall	Passing	196.7	254	

TA [LT]
1/1 72 Ike Harris

GA [LG]
1-/1 79 Brett Wiese

CE [CE]
1-/1 70 Jeff Oliver

GB [RG]
1-/1 66 O'Neil Glenn

TB [RT]
1-/1 71 Brad Henke

EA [WR]	R
1-/0 85 Thomas Woods	11
1-/0 80 Lionel Manuel	15

QB [QB]	CMP	X	Y	Q	OU
1/1-	6	2	3	10	A
0/1-	4	2	3	10	AAAA

EC [TE]	R
1-/1- 88 Demetrius Davis	11
0/0 Jerry Evans	11

SB [HB/WR]	IN	OU	R
0/1- 81 Terry O'Shea			6
1-/0 80 Lionel Manuel W			16
0/1- 89 Franklin Thomas			11

FB [RB]	IN	OU	R
0/1- 26 Paul Palmer	D	C	8
0/1- 34 Joe Mickles	C	C	5

EB [WR]	R
1-/0 87 Tony Moss	11
0/0 84 Dempsey Norman	10

PK	XP	FG	LFG	KO
3 Teddy Garcia	AAA	C	D	B
PU	AVG	RET	COF	BL
8 Keith English	38	E	A	C

	RUSHING	IN	OU	RECEIVING	SCR	SHO	MED	LNG
P. Palmer	1-14	1-10		T. Woods	1-6	1-6	1-4	1-4
J. Mickles	15-20	11-16		T. Moss	7-10	7-10	5-7	5-7
QB		17-20		D. Davis	11-14	11-14	8-11	8-11
				L. Manuel		15	12-17	12-10
				D. Norman	15-16	16-17		18
				J. Mickles	17-18			18
				T. O'Shea	19	19		19
				P. Palmer	20	20		20
				F. Thomas	20	20		20

1992 Schedule		
1 Frankfurt	6 Ohio	
2 NY/ NJ	7 @Birmingham	
3 London	8 San Antonio	
4 @Frankfurt	9 @NY/NJ	
5 @London	10 @Orlando	

INT A-D		INT E-K		SACK			KO	KR	RETURNER	Punt	PR
T. Broady	1-11	G. Howe	1-10	Wright	1-4	Carter	17	1-6	20	L. Barnes	1-20 4
M. Seals	12-14	Y. Pau'u	11-20	Mayo	5-8	Hendrix	18	7-12	18	Baker	
J. Greenwood	15-17			Muraoka	9-12	Howe	19	13-16	22	Wallace	
J. Hammerschmid	18-20			Pau'u	13-14	Ragans	20	17-18	31	Buchanan	
				Wolfork	15-16			19	15	H. Jackson	
								20	8	Bartolo	

A	[RCB]
1-/1	31 Dale Joseph

B	[FS]
1-/1	28 Joe Greenwood
1-/0	31 Jeff Hammerschmid

C	[SS]
1/1	46 Tim Broady
1-/0	Mark Seals
0/0	29 Bill Ragans

D	[LCB]
1-/1	34 Johnny Thomas

H	[ROLB]
1-/1	59 Willie Wright

E	[RILB]
1-/1	55 Pat Moorer


F	[LILB]
1-/1	57 Yepi Pau'u

G	[LOLB]
1-/1	56 Lyneil Mayo
0/0	50 Kevin Wolfork

I	[RDE]
0/1	96 Michael Simmons
0/0	72 Jon Carter

J	[NT]
1-/1	76 George Muraoka
0/0	64 Garry Howe

K	[LDE]
0/1	78 Kevin Hendrix

1992 Frankfurt Galaxy Head Coach: Jack Elway 3-7 2nd Place European	3-4 Defense	Season Scoring	Offense 15	Defense 25.7	
	-2 Playcall Against	Rushing	66.7	113.2	
	1 Back Offense -3 Playcall	Passing	215.5	266.2	

TA	[LT]
1/1	73 Jeff Mickel

GA	[LG]
1/1-	67 Billy Poe

CE	[CE]
1/1	63 D. Diaz Infante

GB	[RG]
1/1	65 Garry Frank

TB	[RT]
1/1-	79 Mike Bernard

EA	[WR]	R
1+/0	83 Lew Barnes	17

QB	[QB]	CMP	X	Y	Q	OU
1/1-	11 Mike Perez	A	4	3	12	AAAA
1/0	8 Chris Cochrane	B	5	5	13	E
1/0	14 Alex Espinoza	C	2	6	13	AA

EC	[TE]	R
2/1-	81 Chad Fortune	12

SB	[WR/TE/FB]	IN	OU	R
1-/0	87 Jason Johnson			12
0/1-	80 Charles Henry (T)			11
0/1-	25 Steve Bartolo (FE)	B	A	8

FB	[RB]	IN	OU	R
1-/1-	33 Tony Baker	D	D	8
0/1-	25 Steve Bartolo	B	A	8
0/1-	24 Anthony Wallace	C	C	7

EB	[WR]	R
1+/0	89 Richard Buchanan	17
0/0	Curtis Mayfield	13

PK	XP	FG	LFG	KO
9 Robbie Keen	AAA	AA	E	B
PU	AVG	RET	COF	BL
9 Robbie Keen	38	C	C	E

	RUSHING	IN	OU	RECEIVING	SCR	SHO	MED	LNG
T. Baker	1-15	1-12	C. Fortune	1-5	1-5	1-5	1-3	
S. Bartolo	16-18	13-14	T. Baker	6-12	6-11	6		
A. Wallace	19-20	15-16	L. Barnes	13	12	7-11	4-11	
QB	17-19	J. Johnson	14-16	13-15	12-14	12		
R. Buchanan	20	R. Buchanan	17	16	15-19	13-19		

1992 Schedule		
1 @Barcelona	6 Orlando	
2 @London	7 @Ohio	
3 Birmingham	8 @Sacramento	
4 Barcelona	9 San Antonio	
5 @NY/NJ	10 London	

C. Henry	18	17	20
C. Mayfield	19	18	20 20
S. Bartolo	20	19	
A. Wallace	20	20	

INT A-D		INT E-K		Sacks			KO	KR	RETURNER	Punt	PR	
D. Dodge	1-6	A. Thompson	1-5	Lockett	1-10	H. Wilson	20	1-8	24	L. Conley	1-12	6
D. Crossman	7-10	W. Kirksey	6-10	Kaufusi	11-12			9-14	17	B. Ford	13-20	5
H. Feggins	11-14	D. Lockett	11-15	Miller	13-14			15-19	17	C. Young		
I. Smith	15-16	M. Hodge	15-20	Moore	15			20	19	C. McManus		
H. Wilson	17-18			Thompson	16							
R. Smith	19-20			Kirksey	17							
				C. Smith	18							
				R. Williams	19							

A	[RCB]
1/1	21 Irvin Smith
0/0	34 Roland Smith

B	[FS]
1+/1	33 Dedrick Dodge
0/0	42 Harvey Wilson

C	[SS]
1/1	31 Danny Crossman

D	[LCB]
1/1	25 Howard Feggins

H	[ROLB]
2/1	94 Dannie Lockett

E	[RILB]
1/2	56 Rickey Williams

F	[LILB]
1/2	58 William Kirksey

G	[LOLB]
1/1	99 Anthony Thompson

I	[RDE]
1-/1	71 John Shannon
0/0	75 Steve Kaufusi

J	[NT]
1/2	73 Scott Miller
0/0	65 Milford Hodge

K	[LDE]
0/1	95 Rich McCullough

1992 London Monarchs Head Coach: Ray Willsey 2-7-1 3rd Place European	3-4 Defense -4 Playcall Multiple Pro Offense -4 Playcall	Season Scoring Rushing Passing	Offense 17.8 83.6 263.4	Defense 20.3 86.4 266	
--	---	--------------------------------------	----------------------------------	--------------------------------	--

TA	[LT]
1/1	64 Alvin Powell

GA	[LG]
1/1	70 Paul Berardelli

CE	[CE]
1/1	76 Ron Shipley
0/1	59 Doug Marrone

GB	[RG]
1/1	68 Larry Jones

TB	[RT]
1/1	72 Todd Oberdorf

EA	[WR]	R
1+/0	80 Bernard Ford	19

QB	[QB]	CMP	X	Y	Q	OU
1/1	10 Stan Gelbaugh	C	4	4	13	A
1-/1	5 Fred McNair	C	3	4	12	A

EC	[TE]	R
1-/1	87 Ted Popson	6
0/1-	83 Dave Harbour	3
0/0	82 Greg Harrell	6

SB	[RB]	IN	OU	R
1-/0	22 Judd Garrett	F	F	9
0/1-	1 Leonard Conley	AAA	AAAA	

FB	[FB]	IN	OU	R
0/1-	20 Jeff Alexander	B	B	10
0/1-	Charlie Young	C	C	3
0/0	David Smith	F	F	

EB	[WR]	R
1/0	7 Sean Foster	15
1/0	85 Tony Sargent	12

PK	XP	FG	LFG	KO
3 Phillip Alexander	AA	B	C	B
PU	AVG	RET	COF	BL
2 Paul Alsbury	36	A	A	A

RUSHING	IN	OU	RECEIVING	SCR	SHO	MED	LNG
J. Alexander	1-15	1-14	J. Garrett	1-9	1-8	1-2	
L. Conley	16-17	15-16	B. Ford	10-11	9-10	3-10	1-11
QB		17-19	S. Foster	12-13	11-13	11-17	12-18
C. Young	18	20	T. Sargent	14-18	14-19	18-20	19-20
D. Smith	19	20	J. Alexander	19		20	
B. Ford		20	T. Popson	20			
J. Garrett	20	20	D. Harbour	20			
			G. Harrell	20			
			C. Young	20			

1992 Schedule	
1 NY/NJ	6 Sacramento
2 Frankfurt	7 @NY/NJ
3 @Barcelona	8 @Orlando
4 Birmingham	9 @Montreal
5 Barcelona	10 @Frankfurt

INT A-D	INT E-K	Sacks	KO	KR	RETURNER	Punt	PR
D. Holmes 1-8	R. McKenzie Only	D. Davis 1-4 R. McKenzie 19	1-3	15	P. Mandley	1-17	9
K. McCall 9-16		E. King 5-8 D. Royal 20	4	29	J. Lott	18-20	2
Q. Jones 17-20		R. Savage 9-12	5-12	21	D. Harris		
		R. Putzier 13-14	13-17	21	T. Newsom		
		M. Finn 15	18-20	13	D. Thomas		
		R. Clark 16					
		K. McArthur 18					
					Mandley scores on any PR over 18		

A [RCB]
1/0 29 Kris McCall

B [FS]
1/1 20 Darryl Holmes

C [SS]
1-/1 25 Quintin Jones
0/0 31 Jamie Gray

D [LCB]
1-/0 24 Dee Thomas

H [ROLB]
1+/1 56 Darrell Davis

E [RILB]
1/1 50 Kevin McArthur
0/0 53 Reggie Clark

F [LILB]
1/1 54 Reggie McKenzie

G [LOLB]
1+/1 55 Ray Savage

I [RDE]
1/1 66 Emanuel King
0/0 93 Mike Finn

J [NT]
1-/1 90 Desmond Royal

K [LDE]
1-/1 76 Rollin Putzier

1992 Montreal Machine	3-4 Defense	Season Scoring	Offense 17.5	Defense 27.4	
	-2 Playcall	Rushing	104	112.2	
	1 Back Offense	Passing	208.3	240.4	
Head Coach: Jacques Dussault	-2 Playcall				
2-8 3rd Place North American East					

TA [LT]
0/1 75 Roman Matusz

GA [LG]
1/2 79 Jeff Novak

CE [CE]
0/1 64 Bob Kula

GB [RG]
0/1 77 Matt McCall

TB [RT]
0/1 73 Dave Des Rochers

EA [WR]	R
1/1- 89 Pete Mandley	13
1/0 80 Reggie Bynum	16

QB [QB]	CMP	X	Y	Q	OU
1/2 14 Michael Proctor ->	B	4	3	13	AAA
1/0 8 Anthony Dilweg	B	3	1	11	E

EC [TE]	R
1/1 86 K.D. Dunn	13

SB [HB]	IN	OU	R
1/1 88 Rich Bartlewski			9
0/0 35 Sean Russell			16
0/0 21 D. Harris	D	D	9

FB [RB]	IN	OU	R
1/1 33 Aaron Emanuel	B	B	6
1/1 34 Ricky Johnson	AA	AAA	11
0/1 32 Charlie Young	D	D	9

EB [WR]	R
1/1- 85 Andre Brown	14
0/0 21 Daryl Harris	9

PK	XP	FG	LFG	KO
3 Bjorn Nittmo	B	AA	B	B
PU	AVG	RET	COF	BL
12 Greg Horne	43	C	C	A

	RUSHING	IN	OU	RECEIVING	SCR	SHO	MED	LNG
A. Emanuel	1-8	1-7		R. Mandley	1-4	1-5	1-7	1-6
R. Johnson	9-13	8-11		A. Brown	5-6	6-8	8-12	7-11
C. Young	14-17	12-14		C. Young	7-10	9-12	13	
D. Harris	18-20	15-16		K.D. Dunn	11-12	13-14	14-15	12-13
QB		17-20		R. Bartlewski	13-15	15-16	16	
				D. Harris	16-17	17-18	16	14
				R. Johnson	18-19	19	16	
				R. Bynum	20	20	17-18	15-17
				S. Russell	20	20	19-20	18-20

1992 Schedule	
1 @San Antonio	6 NY/NJ
2 Orlando	7 Sacramento
3 @Sacramento	8 @Birmingham
4 Ohio	9 London
5 @Orlando	10 @NY/NJ

INT A-D		INT E-K			Sacks		KO	KR	RETURNER	Punt	PR
F. Newton	1-8	D. Edeen	1-3	B. Smith	17	1-2	17	D. Smith	1-20	13	
T. Jones	9-14	R. Sancho	4-5	J. Brunson	18	3-16	27	C. Burbage			
R. Carey	15-17	T. Woods	6-7	C. Fletcher	19	17-18	24	E. Wilkerson			
J. Johnson	18	P. Marlatt	8-9	D. Land	19	19	21	A. Alexander			
M. Moore	19	M. Moore	10-11	W. Pritchett	20	20	15	M. Gilbreath			
D. Land	20	F. Newton	12-13	D. Tripp	20						
		C.Schlichting	14-15								
		D. Mikolas	16								

A [RCB] 1+/1 22 Tony Jones 0/0 Joe Johnson	B [FS] 2/1 49 Falanda Newton	C [SS] 1/1 25 Mark Moore 0/0 33 Dan Land	D [LCB] 1/1 23 Richard Carey
---	--	---	--

E [RLB] 1-/2 58 Cecil Fletcher	F [MLB] 1-/2 50 Wes Pritchett	G [LLB] 1/2 52 Ron Sancho
--	---	-------------------------------------

H [RDE] 1/1 98 Dave Edeen 1/0 92 Craig Schlichting	I [RDT] 1/1 94 Pat Marlatt	J [LDT] 1-/1 69 Doug Mikolas 0/0 Dennis Tripp	K [LDE] 1/1 91 Tony Woods 0/0 78 Brian Smith 0/0 Joe Brunson
---	--------------------------------------	--	--

1992 NY/ NJ Knights Head Coach: Mouse Davis 6-4 2nd Place North American East	4-3 Defense	Season Scoring	Offense 28.4	Defense 18.8	
	-3 Playcall Against	Rushing	100.4	83.5	
	Run & Shoot Offense -4 Playcall	Passing	312.9	232.5	

TA [LT] 1-/1+ 71 Joey Banes	GA [LG] 1-/1+ 54 Leroy Truitt	CE [CE] 1-/1+ 61 Paul Wulff	GB [RG] 1-/1+ 74 Mike Husar	TB [RT] 2/2 77 Chris Dyko
---------------------------------------	---	---------------------------------------	---------------------------------------	-------------------------------------

EA [WR] 1/1 86 Lonnie Turner	R 12	QB [QB] 2/2 10 Reggie Slack -> 1/0 14 Doug Pederson 0/0 12 Brent Pease	CMP X Y Q OU AAA 6 3 14 AAAA B 6 2 15 C D 0 11 11 A	EC [WR] 1+/1 88 Kip Lewis 1/0 89 Byron Williams	R 12 R 15
--	------	--	--	--	--------------

SB [WR] 1+/1 81 Monty Gibreath 1/0 80 Andre Alexander	IN OU R 15 18	FB [RB] 1/1 40 Erik Wilkerson 1/1 20 Chris McLemore	IN OU R B A 13 A A	EB [WR] 1/1 82 Cornell Burbage 1+/0 85 Davis Smith	R 14 R 14
--	---------------------	--	--------------------------	---	--------------

PK	XP	FG	LFG	KO
7 Kevin Trainor	B	C	B	B
Punter				
AVG	RET	COF	BL	
13 B. Liljedahl	38	A	B	A

	RUSHING	IN	OU	RECEIVING	SCR	SHO	MED	LNG
E. Wilkerson		1-13	1-9	K. Lewis	1-7	1-7	1-3	1-2
C. McLemore		14-20	10-15	M. Gilbreath	8-9	8-9	4-5	3-8
QB			16-20	L. Turner	10-14	10-14	6-10	9
				C. Burbage	15-17	15-17	11-14	10-13
				D. Smith	18	18	15-16	14-15
				A. Alexander	20	20	17-18	16-18
				E. Wilkerson	19	19	19	
				B. Williams	20	20	20	19-20

1992 Schedule	
1 @London	6 @Montreal
2 @Barcelona	7 London
3 San Antonio	8 @Ohio
4 @Orlando	9 Barcelona
5 Frankfurt	10 Montreal

INT A-D	INT E-K	Sacks	KO	KR	RETURNER	Punt	PR
J. Wallace 1-6	N/A	AJ Jimerson 1-5 K. Owens 18			M. Patterson	1-20	7
A. Grant 7-10		M. Sunvold 6-8 D. Willis 19	1-16	23	A. Walker		
M. Adams 11-14		C. Jackson 9-11 S. Harvey 20	17-20	23	A. Ruffin		
D. Willis 15-16		K. Wells 12-14					
A. Ruffin 16-17		G. Koonce 15-16					
T. James 18		D. Hughes 17					
N. Codrington 19							
D. Hughes (WR) 20							

A [RCB]
1/1 24 Jason Wallace
0/0 33 Aaron Ruffin

B [FS]
1-1/1 23 Darren Willis

C [SS]
1/1 29 African Grant
0/0 26 Tim James

D [LCB]
1/1 31 Mike Adams
0/0 41 Nigel Codrington

E [RLB]
1/2 53 George Koonce

F [MLB]
1-1/1 54 Kerry Owens

G [LLB]
1-1/1 56 Stacy Harvey

H [RDE]
0/1 77 Chad Rolan

I [RDT]
2/2 98 Charles Jackson

J [LDT]
1/1 73 Kent Wells

K [LDE]
1/1 70 Mike Sunvold

1992 Ohio Glory Head Coach: Larry Little 1-9 4th Place North American East	4-3 Defense	Season Scoring	Offense 13.2	Defense 23	
	-2 Playcall	Multiple Pro Offense	Rushing 87.3	102.2	
	-4 Playcall	Passing 226.2	234.9		

TA [LT]
1-1/1 76 Mike Graybill

GA [LG]
1-1/1 53 Ken Vines

CE [CE]
1/1 51 Curtis Wilson

GB [RG]
1/1 60 Eric Harmon

TB [RT]
1/1 64 Ben Jefferson

EA [WR]	R
1/0 85 Walter Wilson	12
1-1/0 83 Phil Logan	15

QB [QB]	CMP	X	Y	Q	OU
0/0 6 Pat O'Hara	B	2	6	10	C
0/0 11 Babe Laufenberg	C	2	5	10	C
0+0/0 14 Greg Frey	D	5	2	15	E

EC [TE]	R
0/1 88 Randy Bethel	10
1-1/0 83 Phil Logan (WR)	15

SB [RB]	IN	OU	R
1-1/1 20 Amir Rasul	A	A	6
1-1/1 30 Adam Walker	B	B	8
0/0 82 Pat Jackson (WR)	D	C	10

FB [FB]	IN	OU	R
0/0 28 Lydell Carr	D	C	

EB [WR]	R
1/0 84 Melvin Patterson	19
1-1/0 Deval Glover	8

PK	XP	FG	LFG	KO
7 Jerry Kauric	B	B	D	B
PU	AVG	RET	COF	BL
5 Tom Rouen	42	C	B	B

RUSHING	IN	OU	RECEIVING	SCR	SHO	MED	LNG
A. Rasul	1-14	1-12	W. Wilson	1-6	1-7	1-8	1-5
A. Walker	15-18	13-15	A. Walker	7-10	8-11		
L. Carr	19-20	16-17	M. Patterson		12	9-14	6-14
P. Jackson		18-19	A. Rasul	11-14	13-15		
QB		20	D. Glover	15-16	16-17		
			P. Logan	17	18	15-18	15-19
			P. Jackson	18-19	19	19	20
			R. Bethel	20	20	20	

1992 Schedule	
1 @Orlando	6 @Barcelona
2 Sacramento	7 Frankfurt
3 Orlando	8 NY/NJ
4 @Montreal	9 @Sacramento
5 @San Antonio	10 Birmingham

INT A-D	INT E-K	Sacks	KO	KR	RETURNER	Punt	PR
G. Rogers 1-6	Wyatt had only INT	K. Dunbar 1-5 E. Thomas 18	1-4	25	80 J. Johnson	1-20	11
M. Frank 7-10		R. Presbury 6-10 J. Witkowski 19	5-16	18	84 G. Bell		
T. Krumm 11-14		D. Sileo 11-12 W. Wyatt 20	17-19	25	85 S. Simmons		
E. Thomas 15-16		W. Bryant 13	20	13	49 R. Vick		
M Nettles 17-18		W. Dickson 14					
K. Guidry 19-20		R. Andrews 15			Johnson scores TD on any punt return over 12		
		K. Guidry 16					
		T. Krumm 17					

A [RCB]
1+/1- 26 Glenn Rogers

B [FS]
1+/1 23 Mike Nettles

C [SS]
1+/1 43 Todd Krumm
0/0 24 Efrum Thomas

D [LCB]
1+/1- 20 Malcolm Frank
0/0 27 Kevin Guidry

E [ILB]
1/1 51 Dean Witkowski

F [MLB]
1/1 53 Maurice Crum
1/1 91 Ricky Andrews

G [LLB]
1/1 56 Wayne Dickson

H [DE]
1/1 72 Wayne Presbury
1/0 70 Winfred Bryant

I [DT]
0/1 94 Willie Wyatt

J [DT]
1/1 71 Dan Sileo

K [DE]
1/1 78 Karl Dunbar

1992 Orlando Thunder	4-3 Defense	Season Scoring	Offense 24.7	Defense 12.7	
Head Coach: Galen Hall	-2 Playcall	Rushing	115.1	100.3	
Lost World Bowl	Multiple Offense	Passing	227.5	213.5	
8-2 1st Place North American East	-3 Playcall				

TA [LT]
2/2 64 Rick Cunningham

GA [LG]
2-/1 63 Todd Jones

CE [CE]
2-/1 52 Rod Lossow

GB [RG]
2-/1 68 Blaine Rose

TB [RT]
2-/1 77 Jerry Crafts

EA [WR]	R
1+/0 80 Joe Johnson	12

QB [QB]	CMP	X	Y	Q	OU
1/0 19 Scott Mitchell	B	3	2	11	E
0/0 12 Kerwin Bell	AAA	17	0	16	-

EC [TE]	R
1-/1 89 Michael Titley	10

SB [WR/FB]	IN	OU	R
1-/1 86 Willie Davis			12
0/1 37 Tommie Stowers	A	AA	10

FB [RB]	IN	OU	R
1-/1+ 22 Daryl Clack	B	A	9
0/1 49 Roger Vick	C	B	6

EB [WR]	R
1+/0 84 Grantis Bell	12
0/0 81 Dennis Arey	13

PK	XP	FG	LFG	KO
1 Tracy Bennett	A	AA	B	B
PU	AVG	RET	COF	BL
2 Ray Criswell	37	C	A	A

RUSHING	IN	OU	RECEIVING	SCR	SHO	MED	LNG
D. Clack	1-9	1-8	J. Johnson	1-5	1-5	1-7	1-7
R. Vick	10-18	9-18	G. Bell	6-8	6-9	8-12	8-12
T. Stowers	19-20	19	D. Clack	9-12	10-12	13	
QB		20	M. Titley	13-15	13-15	14	13
			W. Davis	16-17	16-17	15-17	14-15
			D. Arey	18	18	18-20	16-20
			R. Vick	19	19		
			T. Stowers	20	20		

1992 Schedule		
1	Ohio	@Frankfurt
2	@Montreal	@San Antonio
3	@Ohio	London
4	NY/NJ	@Birmingham
5	Montreal	Barcelona

INT A-D		INT E-K		Sacks		KO	KR	RETURNER	Punt	PR		
J. Miller	1-8	P. McGowan	1-8	M. Oliver	1-6	C. Ogletree	16-17	1-4	19	J. Henry	1-20	3
A. Hunter	9-14	T. Bowick	9-16	T. Bowick	7-9	A. Gibson	18	5-19	24	E. Britton		
T. Sanders	15-17	P. McDaniels	17-20	P. McDaniel	10-11	J. Jackson	19	20	19	A. Green		
J. Holland	18-20			J. Brantley	12-13	O. Moore	20					
				D. Phillips	14-15							

A [RCB]
1/1 21 John Holland

B [FS]
2/2 44 John Miller

C [SS]
1/1 24 Art Hunter
0/0 29 Antonio Gibson

D [LCB]
0/1 27 Tracy Sanders

H [ROLB]
1/1 59 Maurice Oliver

E [RILB]
1/1 53 Paul McGowan
0/0 51 Junior Jackson

F [LILB]
2/2 54 John Brantley

G [LOLB]
0/1 52 Anthony Henton
0/1 94 Craig Ogletree

I [RDE]
1/1 77 Pellom McDaniels

J [NT]
1/1 70 Tony Bowick
0/0 62 Darrell Phillips

K [LDE]
0/1 71 Otis Moore

1992 Birmingham Fire				3-4 Defense	Season	Offense	Defense	
Head Coach: Chan Gailey				-4 Playcall	Scoring	19.2	16.5	
7-2-1 2nd Place North America West				1 Back Offense	Rushing	121.7	78.2	
Lost in Semifinals				+1 Playcall	Passing	163.1	255.6	

TA [LT]
1/1 76 Caesar Rentie

GA [LG]
1/1 65 Rick Apolskis

CE [CE]
1/1 50 Bill Anderson

GB [RG]
1/1 75 R. Schonewolf

TB [RT]
1/1 74 Joe Valerio

EA [WR]	R
1-0 80 Willie Bouyer	12

QB [QB]	CMP	X	Y	Q	OU
1-1- 5 Mike Norseth	C	2	5	11	B

EC [TE]	R
1-1 87 Mark Hopkins	9

SB [HB/FB]	IN	OU	R
1-1- 82 Phil Ross (H)			8
1-1- 42 Steve Avery (F)	D	C	11

FB [RB]	IN	OU	R
0/1+ 34 Elroy Harris	C	C	6
0/1+ 26 Jim Bell	B	B	9

EB [WR]	R
1-0 89 Eddie Britton	15
1-0 84 Eugene Rowell	16

PK	XP	FG	LFG	KO
3 Philip Doyle	AAA	B	C	B
PU	AVG	RET	COF	BL
8 Kirk Maggio	41	D	COF	A

	RUSHING	IN	OU	RECEIVING	SCR	SHO	MED	LNG
E. Harris	1-11	1-9	W. Bouyer	1-8	1-9	1-9	1-6	
J. Bell	12-18	10-15	E. Britton	9	10	10-15	7-14	
M. Norseth		16-18	S. Avery	10-12	11-13	16	15	
S. Avery	19-20	19	P. Ross	13-15	14-15			
E. Britton		20	M. Hopkins	16-17	16-17	17		
P. Ross	20	20	E. Harris	18-19	18-19			
			E. Rowell		20	18-20	16-20	
			J. Bell	20	20			

1992 Schedule	
1 @Sacramento	6 @San Antonio
2 San Antonio	7 Barcelona
3 @Frankfurt	8 Montreal
4 @London	9 Orlando
5 Sacramento	10 @Ohio

INT A-D		INT E-K		Sacks			KO	KR	RETURNER	Punt	PR	
R.McWright	1-10	C.Freeman	1-20	M.Sinclair	1-5	T.Perkins	17	1-2	18	E. Brown	1-20	6
T.Gerhart	11-15			G.Bethune	6-9	D.Westbroc	18	3-16	23	S. Adams		
L.Riddick	16-20			C.Freeman	10-11	D.Kelson	19	17-19	9	T. Burse		
				B.Goldberg	12-13	B.Proctor	19	20	27	J. Robinson		
				V.Hammonc	14	L.Riddick	20					
				N.Hill	15	R.Thornton	20					
				M.Jones	16							

A [RCB]
1/0+ 21 Robert McWright
0/0 44 Derrick Kelson

B [FS]
1/0+ 42 Louis Riddick
0/0 45 Tommy Gerhart

C [SS]
1/0+ 27 Herb Welch

D [LCB]
1/0+ 22 Junior Robinson
0/0 24 Tracey Perkins

E [RLB]
2-/0+ 95 Corian Freeman

F [MLB]
1/1 55 Mike Jones
0/0 50 Pete Najarian


G [LLB]
1/1 56 Basil Proctor
0/0 58 Randy Thornton

H [RDE]
2-/1 93 George Bethune

I [RDT]
2-/0+ 73 Bill Goldberg
1/0 79 Vance Hammond

J [LDT]
1/0+ 96 Nate Hill

K [LDE]
2/2 75 Mike Sinclair
0/0 77 David Westbrooks

1992 Sacramento Surge		4-3 Defense	Season	Offense	Defense	
Head Coach: Kay Stephenson		-2 Playcall	Scoring	25	15.2	
World Bowl Champion		Multiple Offense	Rushing	100.2	112.6	
8-2 1st Place North American West		-1 Playcall	Passing	296.4	180.8	

TA [LT]
1/1 62 Rich Stephens

GA [LG]
2/2 72 J. Buddenberg

CE [CE]
1/1 75 Jarrod Johnson

GB [RG]
1/1 54 Byron Forsythe

TB [RT]
1/1 70 Ernie Rogers

EA [WR]	R
2/1 88 Eddie Brown	21

QB [QB]	CMP	X	Y	Q	OU
2/1 18 David Archer	AA	7	2	15	AAAA

EC [TE]	R
2-/1 83 Paul Green	12

SB [WR/FB]	IN	OU	R
1/0 82 Mark Stock			15
1-/1 28 Tony Burse (FB)	C	D	10

FB [RB]	IN	OU	R
0/1+ 23 Mike Pringle	C	C	6
0/1+ 40 Doug DuBose	B	A	13

EB [WR]	R
1+/0 86 Carl Parker	16
2-/0 85 Stefon Adams	20

PK	XP	FG	LFG	KO
14 Cary Blanchard	A	A	C	B
3 John Nies	B	D	D	B
PU	AVG	RET	COF	BL
3 John Nies	39	B	C	A

	RUSHING	IN	OU	RECEIVING	SCR	SHO	MED	LNG
M. Pringle	1-13	1-11		E. Brown	1-2	1-2	1-7	1-8
D. DuBose	14-18	12-16		C. Parker	3-5	3-5	8-13	9-14
D. Archer		17-18		P. Green	6-10	6-10	14-15	15
T. Burse	19-20	19-20		T. Burse	11-15	11-15		
				M. Stock	16	16-17	16-18	16-18
				S. Adams	17		19-20	19-20
				D. Dubose	18-19	18-19		
				M. Pringle	20	20		

1992 Schedule	
1 Birmingham	6 @London
2 @Ohio	7 @Montreal
3 Montreal	8 Frankfurt
4 San Antonio	9 Ohio
5 @Birmingham	10 San Antonio

INT A-D		INT E-K		Sacks		KO	KR	RETURNER	Punt	PR	
C.Oldham	1-8	M.Hunter	1-20	Thieneman	1-4 W.Fears	17	1-12	18	D. Colbert	1-20	7
G.Richard	9-14			Ledbetter	5-7 G.Ross	18	13-16	21	T. Dixon		
A.Cooney	15-16			T.Cooks	8-11 T.Walton	19	17-19	17	W. Walker		
G.Eaglin	17-18			R.White	12-14 P.Hinton	20	20	11	C. Oldham		
G.Lee	19-20			D.Chapura	15-16 C.Oldham	20					

A	[RCB]
1+/0+	48 Bobby Humphery

B	[FS]
1+/0+	28 Anthony Cooney
0/0	29 Greg Lee

C	[SS]
1+/0+	24 Chris Oldham

D	[LCB]
1+/0+	44 Gary Richard
0/0	26 Greg Eaglin

H	[ROLB]
1/1	50 Terrence Cooks

E	[RILB]
1/1	51 Patrick Hinton
0/0	55 Malvin Hunter


F	[LILB]
1/1	57 Tim Walton

G	[LOLB]
2/2	94 Mark Ledbetter

I	[RDE]
1/1	92 Robb White
0/0	93 Willie Fears

J	[NT]
1/1	93 Willie Fears
0/0	95 Dick Chapura

K	[LDE]
2/2	91 Chris Thieneman
0/0	99 Greg Ross

1992 San Antonio Riders		3-4 Defense	Season	Offense	Defense	
Head Coach: Mike Riley		-2 Playcall	Scoring	19.5	15	
7-3 3rd Place North American West		Pro Style Offense	Rushing	137.3	104	
		0 Playcall	Passing	219	184.7	

TA	[LT]
1/1+	78 Pete Shorts

GA	[LG]
1/1+	52 Erik Norgard

CE	[CE]
1/1	67 John Vitale

GB	[RG]
1/1	71 Mike Kiselak

TB	[RT]
1/1+	75 Doug Williams

EA	[WR]		R
1-/0	80 Wayne Walker	11	
1-/0	86 Lee Morris	19	

QB	[QB]								
1/1	10 Mike Johnson	B	3	2	12	AA			
1/0	8 Brad Goebel	A	2	5	10	C			

EC	[TE]		R
1+/1	82 Ronnie Williams	11	
1-/1	85 Dante Whitaker	13	

SB	[FB]						
1/2-	20 George Searcy	A	A	7			
0/0	34 Dewaine Jones	AAA	AAAA				

FB	[RB]						
1/2	33 Ivory Lee Brown	A	A	6			
0/1	30 Cisco Richard	B	B	11			
0/0	27 Tony Boles	C	C				

EB	[WR]		R
1-/0	81 Darrell Colbert	14	
1-/0	89 Titus Dixon	15	

PK	XP	FG	LFG	KO
6 Jim Gallery	A	A	C	B
PU	AVG	RET	COF	BL
1 Kent Sullivan	42	C	B	D

	RUSHING	IN	OU	RECEIVING	SCR	SHO	MED	LNG
I. Brown		1-12	1-11	G. Searcy	1-7	1-5		
G. Searcy		13-15	12-14	D. Colbert	8-9	6-8	1-7	1-6
C. Richard		16-18	15-17	W. Walker	10-12	9-12	8-9	7
QB			18-19	T. Dixon	13	13	10-14	8-13
T. Boles		19-20	20	D. Whitaker	14-15	14-15	15-16	14-16
D. Jones		20		R. Williams	16-17	16-18	17	17
				I. Brown	18-19	19		
				L. Morris		20	18-20	18-20
				C. Richard	20	20		

1992 Schedule	
1 Montreal	6 Birmingham
2 @Birmingham	7 Orlando
3 @NY/NJ	8 @Barcelona
4 @Sacramento	9 @Frankfurt
5 Ohio	10 Sacramento